

INTERVIEW ★ GUIDE



ON GROUP





01

WHAT DO I NEED TO PREPARE BEFORE MY INTERVIEW?

Make sure to have the following basics of streaming, live or broadcast for the day of the interview and onwards since pleasant environments attract followers:

It is a fundamental requirement to make sure that you broadcast with quality.





ON
GROUP

Basics

1. A cellphone, smartphone, or tablet with good camera quality for both day and night. Before starting any live wipe the front and back cameras with a dry cloth. Many times, the camera of the cellphone is good but it gets dirty in the pocket when we run our fingers, or with the dust from the environment.
2. Tripod or static surface to put the phone, it should not be carried in the hand for any reason. Otherwise use a table.
Set the angle in advance
3. The broadcaster must have lights such as lamps, rings or reflectors that illuminate the image and the room. The ceiling light is not considered as an optimal light to broadcast, preferably lights directly to your face and one in the background.
4. Quiet environment. It means good sound so that they hear you well.
5. Stable WiFi / 4G-5G network, cannot be lagged, dropped or interrupted.



- 
6. Clean, bright attractive, and creative background is mandatory, you should not use an outdoor place, if you have no background, you can use a white wall or a black curtain. Please, check that you do not have clothes, pots, or others thrown at the back.
 7. Excellent personal presentation, the broadcaster must be well dressed and with makeup, according to the clothing manual that we attach.
 8. Set a good profile and cover photo that have good quality and that are fun. Try that it is not just a selfie in a mirror or sexual or with deep necklines.
 9. Establish an attractive title for your broadcast.
 10. Greet everyone, be friendly and charismatic. Show your personality and smile a lot. Even if no one is talking to you. Make up a good conversation.



BACKGROUND

Most of the attention on a live show surely goes to the person in the foreground. However, the viewer will immediately try to detail what is in the background as he is on the live of the broadcaster. If the environment is pleasant, he might stay longer, in addition to the fact that you will capture the attention of much more public, you will leave a good image and more followers.

On the next page, we suggest some types of background, but you can be creative and make your own. If it is not possible, use a white wall so that it looks organized while you get resources to make a more professional one



Background




03

SUGGESTED BROADCASTING NAMES

The title is the most important element when going on live. The words that appear at the beginning of the video give visitors an idea of what the video is about and it will grab their attention.

We recommend putting eye-catching titles referring directly to those who watch them, for this we leave you some suggestions:


Do not put sexual titles.





Titles

1. I am waiting for you.
2. I need you now.
3. I miss you.
4. I'm new, come see me
5. Keep me company.
6. I am home alone.
7. Let's dance.
8. I like you.
9. I am calling you.
10. I want to tell you a secret.
11. I want to meet you.
12. I want to talk to you.
13. We could be good friends.
14. I'm thinking about you.
15. I saw your pic and I would like to talk to you.
16. Connect with me.




PICTURES FOR YOUR PROFILE


These must have good lighting and excellent quality. They must have natural light as a minimum, they cannot be blurred or pixelated and they must not be heavily retouched.


The broadcaster must not wear necklines, very small, or very sensual clothes on the day of the interview, including the profile and cover photos as well as posts.

The poses must be clean, they must not be focused on the butt or breasts in the foreground. Nor have symbols of drugs, weapons, or violence



GRUPO ON ♥






BROADCASTING ANGLES

These must be frontal to your face.

As previously said, your cellphone or tablet must be fixed, and you cannot carry it in your hand or shake. Therefore, you must use a tripod or surfaces that allow it to stay in place. There are two types of angles that are allowed according to your theme:

You must not put the camera on a part of your body, only showing the same as your legs, butts or breasts. Do not lie down.



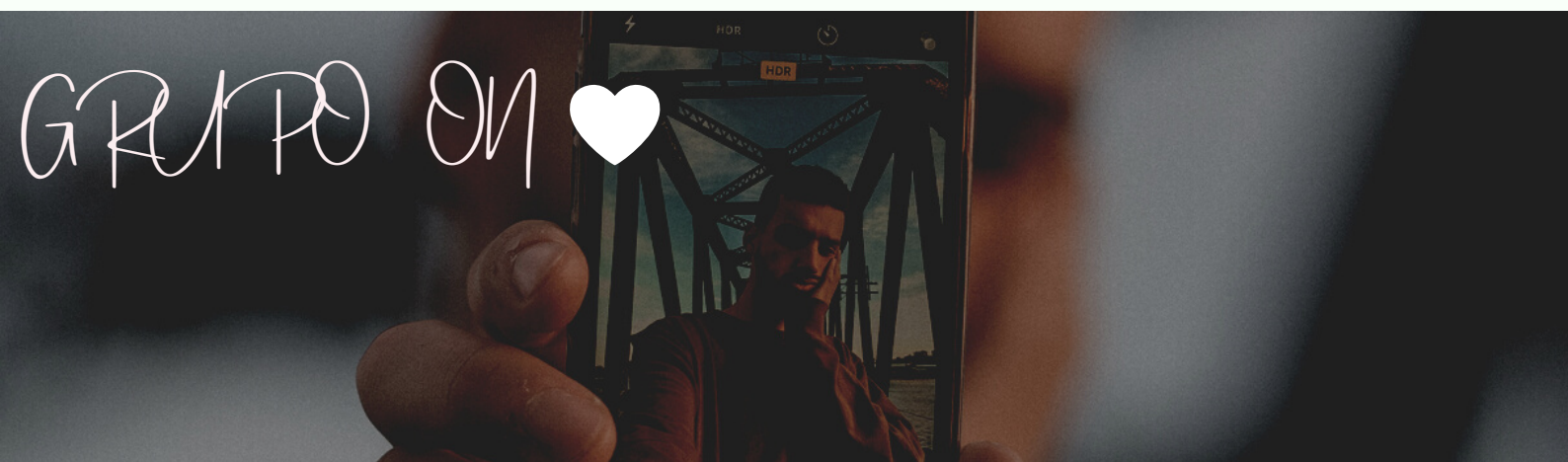


WHAT CAN I WEAR DURING THE BROADCAST TO GET ATTENTION?

- Greet every viewer

Find some topics to communicate with the viewers: For example: Say the name of the viewer; introduce you; ask the viewer questions such as "where are you from", "do you like music", " what kind of music do you like "... communicate with the viewers:

NEVER TALK ABOUT OTHER APPS. THIS INCLUDES TIKTOK, TWITCH, YOOME, MEET ME, LIKE ME, TANGO AND OTHERS. You can mention your instagram, Facebook or YouTube channel




WHAT KIND OF CONTENT CAN I BROADCAST?

The content is chosen by the broadcaster as long as it does not go against the BIGO LIVE APP rules:

It must not contain weapons including blades, scissors, knives, alcohol, pornography, background pictures that have breasts or nudity, children or minors, shirtless people, drugs or weapon symbols, drugs or violence, videos of girls in underwear like a TV with reggaeton videos etc.

For your interview you must be well dressed according to the manual. Do not move a lot since they evaluate your light and image quality. Do not dance. It is preferable to only speak to have a neat and clean appearance, as well as the background.




• WHERE SHOULD I BROADCAST FROM?

On the interview's day, it is mandatory to broadcast in a room, living room or studio. With all mentioned above, no outdoor sites are allowed for any reason.

Without people in the background, which also means annoying external noise, or music that is too loud.


You should also prepare at least 5 or 10 minutes to show your talent, if you do not have any special talent, do something creative, perhaps dress up, do magic, do an artistic makeup, draw, design, cook, knit, sing etc.

This is required to pass the interview, but if you are not an expert, do not worry, you can practice for the show. Actually, peaking on your lives is enough to attract an audience. Showing some activity is only required for the interview, not on the lives.



INTERVIEW RULES

1. They can not be video calling anyone or be with other people behind them. They also must not put line game mode or others. Do not touch the buttons as a recommendation, only the blue button and start live. DO NOT MOVE THE BUTTONS.
- 2.If the person does not appear for the interview and does not cancel at least two hours in advance to reschedule it, they will indefinitely lose the opportunity to be hired at BIGO LIVE
3. Interviews must be presented in accordance with the manual in which the future broadcasters must wear appropriate clothing, with good lighting and lipstick.
- 4.They must be organized with makeup and the angle of the camera must focus your face as shown in the images; You must also smile and interact. Do not leave the camera please. Have a clean background. Do not talk to users on video calls, it is not allowed during interviews.
5. Do not close before the end of your assigned time and notify on the chat group that you are going to go on live 5 minutes before starting.





WE ARE
HAPPY
THAT YOU
ARE IN
THE BEST
AGENCY IN
LATAM

GRUPO ON